



# Safety & Security Meeting

Lake Mary Cluster



[/SeminoleCountySchools](https://www.facebook.com/SeminoleCountySchools)

[www.scps.us](http://www.scps.us)



[@SCPSinfo](https://twitter.com/SCPSinfo)



# Welcome & Introductions

**Dr. Jason Wysong**  
Deputy Superintendent  
Seminole County Public Schools



## Safety & Security Meeting Purpose

- To obtain community feedback and insight regarding the safety and security of our SCPS campuses.
- To build community partnerships in our endeavor to enhance the safety and security of the students and staff in Seminole County.

# SCHOOL SAFETY & SECURITY

Captain Tracy Fortenberry  
Lieutenant Kelly Martin



# School Safety

A collaboration between Seminole County Public Schools, the Seminole County Sheriff's Office, and municipality law enforcement agencies.



# Law enforcement in schools

## Educational sites

- 38 Elementary Schools
- 12 Middle Schools
- 9 High Schools
- 3 Alternative Education Sites
- 5 Charter School Campuses
- 2 Higher Ed Campuses





# Office of School Safety & Security



**RAPTOR**<sup>TM</sup>  
TECHNOLOGIES



# Juvenile Programs

- Eugene Gregory Youth Memorial Academy
- SWEAT/CASU
- Truancy
- Evolution
- Youth Intervention Services
- DJJ Transitional Services
- SNAP (Stop Now And Plan)
- Mobile Response
- Investigative Services
- PAL





# PAY Diversion Programs

- Civil Citation
- JASP (Juvenile Alternative Services Program)
- Teen Court
- Sexting Citation
- Tobacco Citation



# Contact us

- Captain Tracy Fortenberry
- Lieutenant Kelly Martin

[School\\_safety@scps.k12.fl.us](mailto:School_safety@scps.k12.fl.us)





# Cluster K-12 Enrollment

<b>Lake Mary Cluster</b>	<b>8,684</b>
<b>Elementary</b>	<b>4,069</b>
Bentley	934
Crystal Lake	667
Heathrow	760
Lake Mary ES	828
Wilson	880
<b>Middle</b>	<b>2,028</b>
Greenwood Lakes	1,002
Markham Woods	1,026
<b>High</b>	<b>2,587</b>
Lake Mary HS	2,587

	<u>District</u>	<u>Cluster</u>	<u>Percent</u>
Total	61,401	8,684	<b>14%</b>
Elementary	26,488	4,069	<b>15%</b>
Secondary	34,913	4,615	<b>13%</b>



Seminole County  
Public Schools

[www.scps.us](http://www.scps.us)

# Discipline Data Review



# Discipline Infraction Data

- ***School Environmental Safety Incident Reporting*** (SESIR) grew out of the public's concern that children be safe in the school environment. In 1995-96 in response to this concern, the SESIR system was initiated to enable schools to track incidents and analyze patterns of violent, criminal or disruptive activity. The intent is for there to be complete and objective data from which to design interventions to improve the learning environment.
- Aggression
- Campus Disruption (S)
- Fighting (S)
- Physical Attack (S)
- Threat (S)
- Weapons (S)

(S) – indicates SESIR

Definitions can be found in the Student Conduct and Discipline Code

[https://www.scps.k12.fl.us/\\_resources/documents/StudentConductDisciplineCode.pdf](https://www.scps.k12.fl.us/_resources/documents/StudentConductDisciplineCode.pdf)



# Discipline Data and Considerations

The data provided is the number and percent of students enrolled at the end of quarter 3 (March), who received at least one discipline referral (for each infraction type) in quarters 1-3 for each respective school year.

## **Careful attention must be paid to the scales when analyzing the data.**

- The scales on each graph are different because there is variation in the percentage of students with each referral type.

## **Many of the percentages are very small.**

- Refer to the number of students table to confirm the magnitude of the change.
- The scales in 4 of the 6 slides are under 1%
- Keep this in mind when you see large increases or decreases.



# Discipline Data - Limitations

## Limitations:

- In order to provide a percentage, each student can be only counted once for each infraction type. This data does not take into account students with multiple infractions of the same type that occurred in the same school year.
- A discipline infraction is attached to the student. If the student received a referral at "School A" in Quarter one but moves to "School B" in Quarter 2 the infraction is associated with School B.
- Data does not include students that received an infraction in quarter 1-3 but withdrew from the cluster school.
  - An analysis was performed using all discipline referrals and the trend over time remained the same



## **Aggression:**

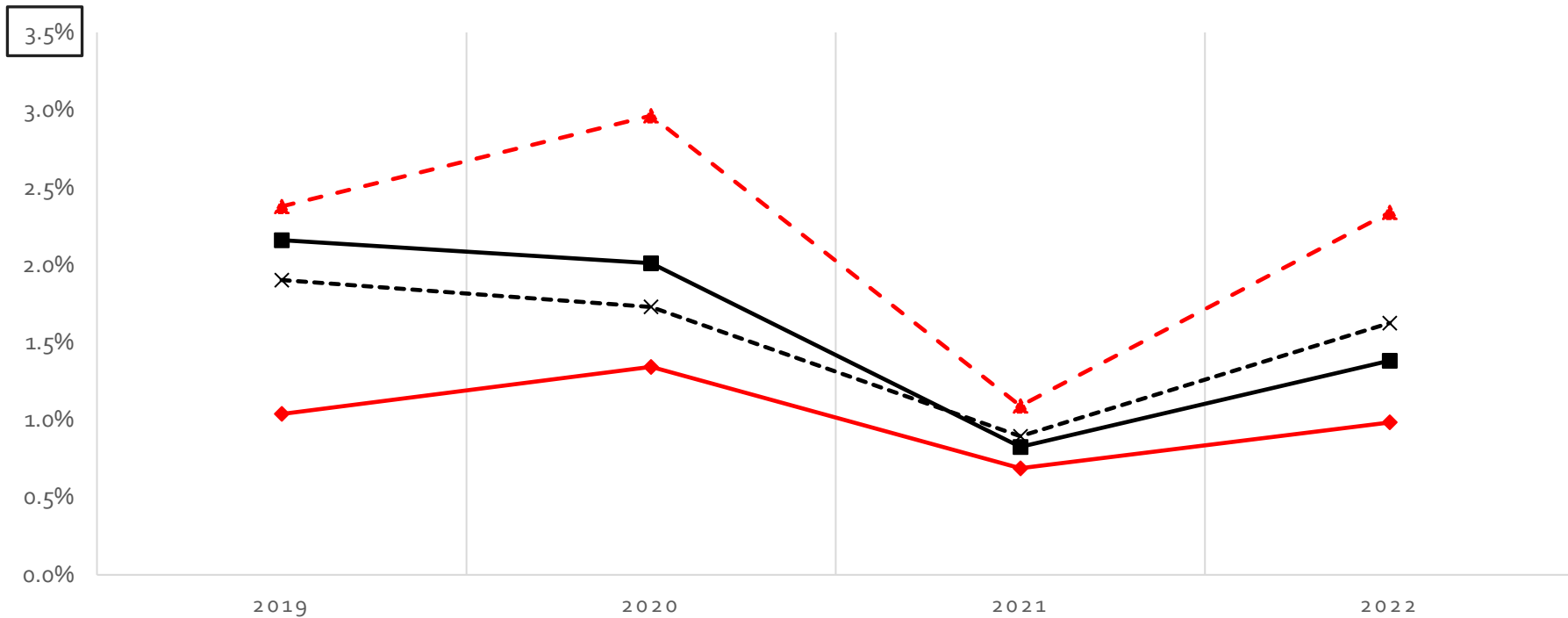
Engaging in any behavior (by word or act) as an individual or as a member of a group or crowd that encourages, incites, or instigates threatening, aggressive, or unsafe acts, or participating as a member of a group or crowd in aggressive or unsafe acts.





# AGGRESSION

Elementary-Lake Mary    Elementary -District    Secondary-Lake Mary    Secondary-District



	Elementary-Lake Mary		Elementary -District		Secondary-Lake Mary		Secondary-District	
	# Stu w/ at least one aggression referral	Total Students	# Stu w/ at least one aggression referral	Total Students	# Stu w/ at least one aggression referral	Total Students	# Stu w/ at least one aggression referral	Total Students
2019	45	4,335	606	28,067	118	4,963	692	36,387
2020	58	4,323	562	27,948	145	4,893	629	36,389
2021	28	4,078	218	26,430	51	4,678	321	35,929
2022	40	4,069	366	26,488	108	4,615	567	34,913

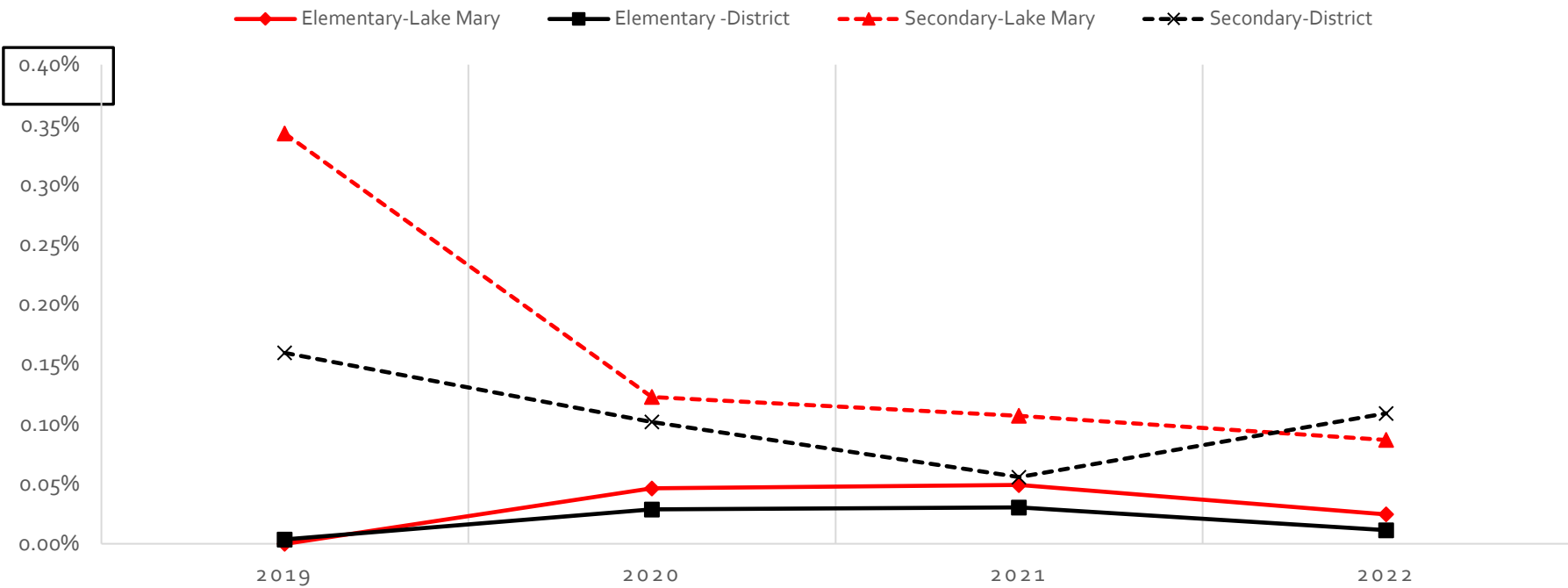


## **Campus Disruption:**

Disruptive behavior that poses a serious threat to the learning environment, health, safety, or welfare of others. Examples of major disruptions include bomb threats, inciting a riot, or initiating a false fire alarm.



# CAMPUS DISRUPTION



	Elementary-Lake Mary		Elementary -District		Secondary-Lake Mary		Secondary-District	
	# Stu w/ at least one Campus Disruption referral	Total Students	# Stu w/ at least one Campus Disruption referral	Total Students	# Stu w/ at least one Campus Disruption referral	Total Students	# Stu w/ at least one Campus Disruption referral	Total Students
2019	0	4,335	1	28,067	17	4,963	58	36,387
2020	2	4,323	8	27,948	6	4,893	37	36,389
2021	2	4,078	8	26,430	5	4,678	20	35,929
2022	1	4,069	3	26,488	4	4,615	38	34,913



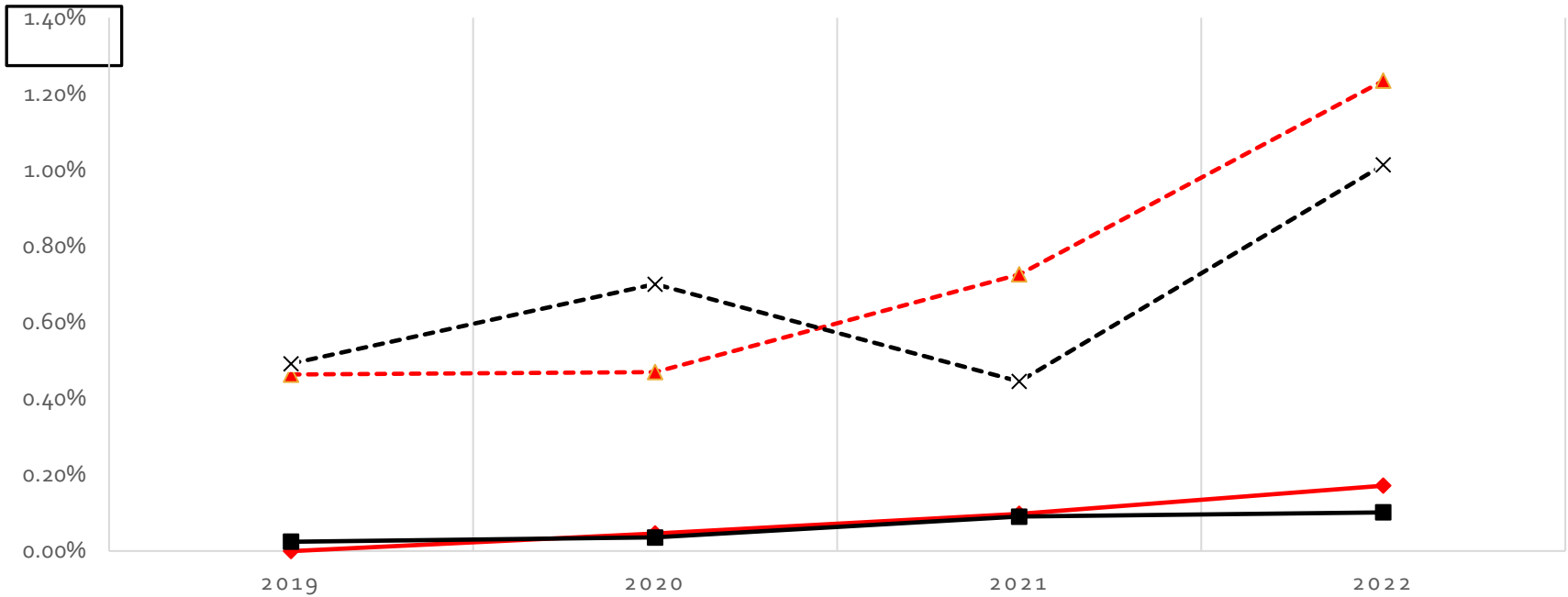
## **Fighting:**

When two or more persons mutually participate in use of force or physical violence that requires either physical intervention or results in injury requiring first aid, or medical attention. Lower-level fights, including pushing, shoving, or altercations that stop on verbal command are not required to be reported in SESIR reporting.



# FIGHTING

Elementary-Lake Mary    Elementary -District    Secondary-Lake Mary    Secondary-District



	Elementary-Lake Mary		Elementary -District		Secondary-Lake Mary		Secondary-District	
	# Stu w/ at least one fighting referral	Total Students	# Stu w/ at least one fighting referral	Total Students	# Stu w/ at least one fighting referral	Total Students	# Stu w/ at least one fighting referral	Total Students
2019	0	4,335	7	28,067	23	4,963	179	36,387
2020	2	4,323	10	27,948	23	4,893	255	36,389
2021	4	4,078	24	26,430	34	4,678	160	35,929
2022	7	4,069	27	26,488	57	4,615	354	34,913

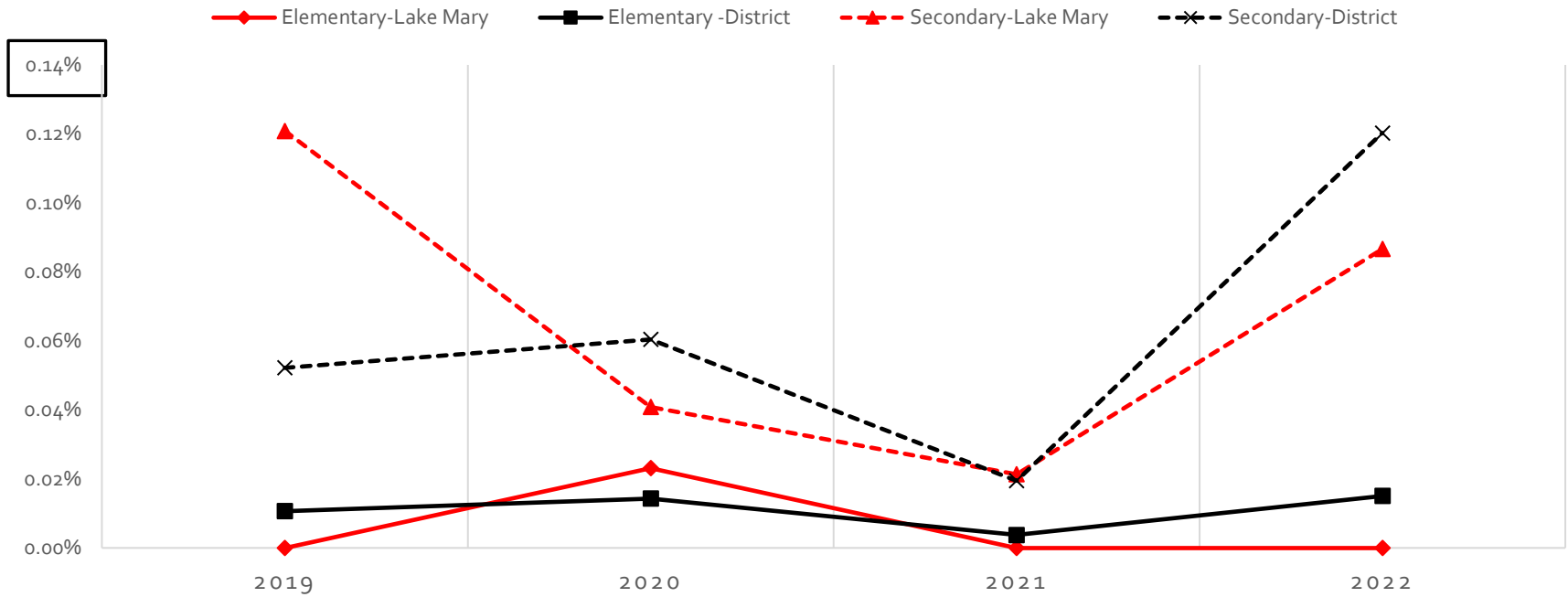


## **Physical Attack:**

An actual and intentional striking of another person against his/her will, or the intentional causing of bodily harm to an individual.



# PHYSICAL ATTACK



	Elementary-Lake Mary		Elementary -District		Secondary-Lake Mary		Secondary-District	
	# Stu w/ at least one physical attack referral	Total Students	# Stu w/ at least one physical attack referral	Total Students	# Stu w/ at least one physical attack referral	Total Students	# Stu w/ at least one physical attack referral	Total Students
2019	0	4,335	3	28,067	6	4,963	19	36,387
2020	1	4,323	4	27,948	2	4,893	22	36,389
2021	0	4,078	1	26,430	1	4,678	7	35,929
2022	0	4,069	4	26,488	4	4,615	42	34,913



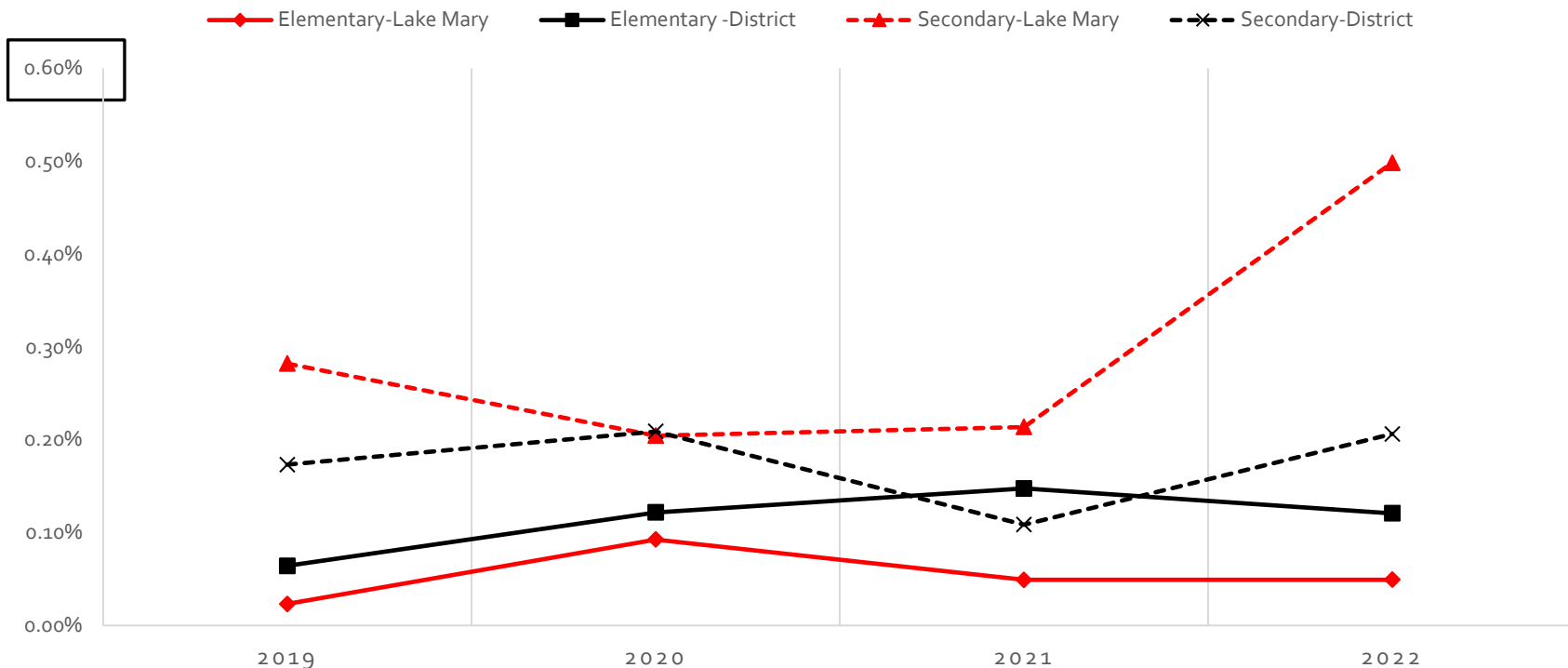
## **Threat:**

An incident where there was no physical contact between the offender and victim, but the victim felt that physical harm could have occurred based on verbal or nonverbal communication by the offender. This includes nonverbal threats and verbal threats of physical harm which are made in person, electronically, or through any other means.





# THREAT



	Elementary-Lake Mary		Elementary -District		Secondary-Lake Mary		Secondary-District	
	# Stu w/ at least one threat referral	Total Students	# Stu w/ at least one threat referral	Total Students	# Stu w/ at least one threat referral	Total Students	# Stu w/ at least one threat referral	Total Students
2019	1	4,335	18	28,067	14	4,963	63	36,387
2020	4	4,323	34	27,948	10	4,893	76	36,389
2021	2	4,078	39	26,430	10	4,678	39	35,929
2022	2	4,069	32	26,488	23	4,615	72	34,913

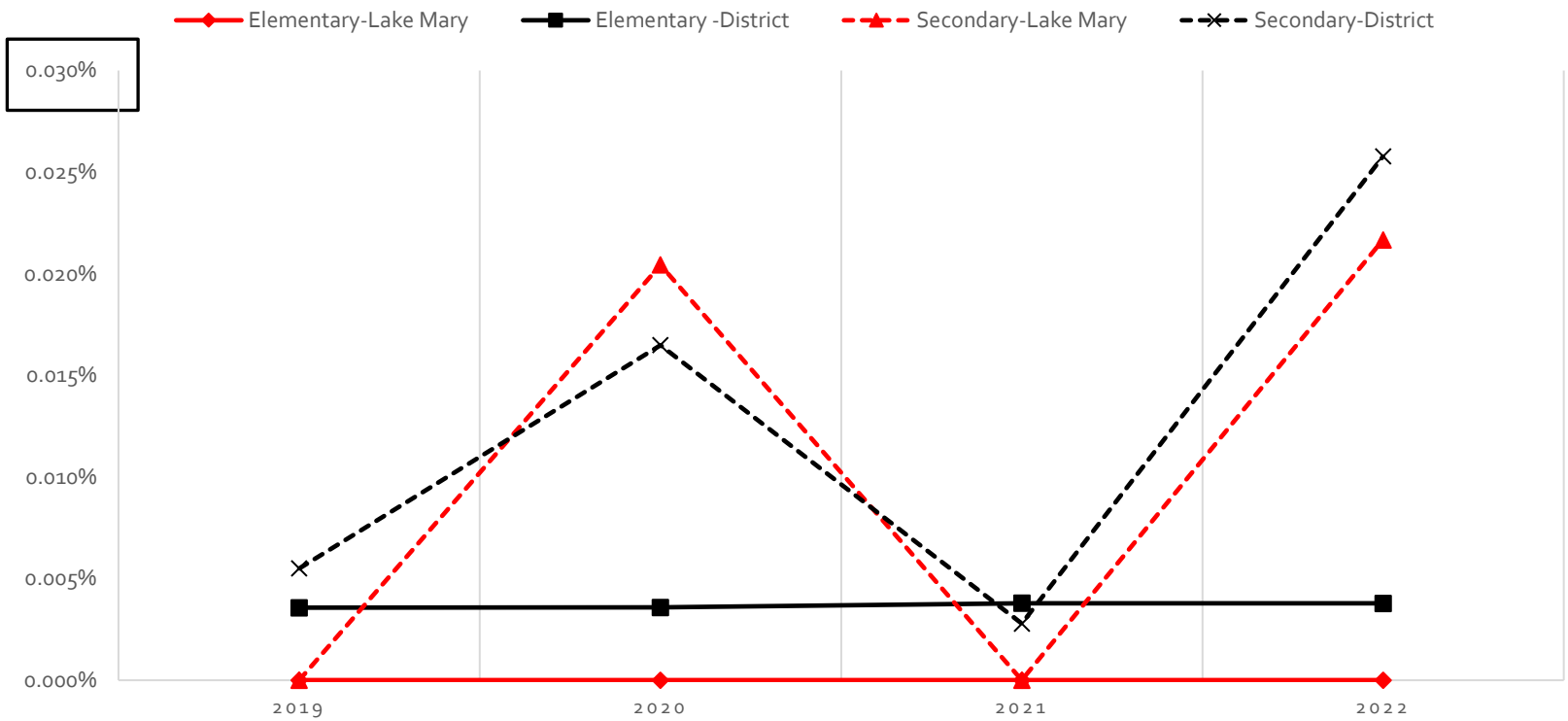


## **Weapons:**

Possession of a firearm or any instrument or object as defined by Section 790.001.F.S., or district code of conduct that can inflict serious harm on another person, or that can place a person in reasonable fear of serious harm. Incidents involving toys and simulated firearms or weapons are subject to the limitations defined in Section 1006.07(2)(g), F.S.



# WEAPONS



	Elementary-Lake Mary		Elementary -District		Secondary-Lake Mary		Secondary-District	
	# Stu w/ at least one weapon referral	Total Students	# Stu w/ at least one weapon referral	Total Students	# Stu w/ at least one weapon referral	Total Students	# Stu w/ at least one weapon referral	Total Students
2019	0	4,335	1	28,067	0	4,963	2	36,387
2020	0	4,323	1	27,948	1	4,893	6	36,389
2021	0	4,078	1	26,430	0	4,678	1	35,929
2022	0	4,069	1	26,488	1	4,615	9	34,913



## Discussion/Reflection 1 – Discipline Data

- After reviewing the discipline data, use Discipline Data QR code or link to provide the following feedback:
- What do you notice?
- What do you wonder?

<https://bit.ly/LMHSDisc>





Seminole County  
Public Schools

[www.scps.us](http://www.scps.us)

# SCPS Safety Survey Results Review



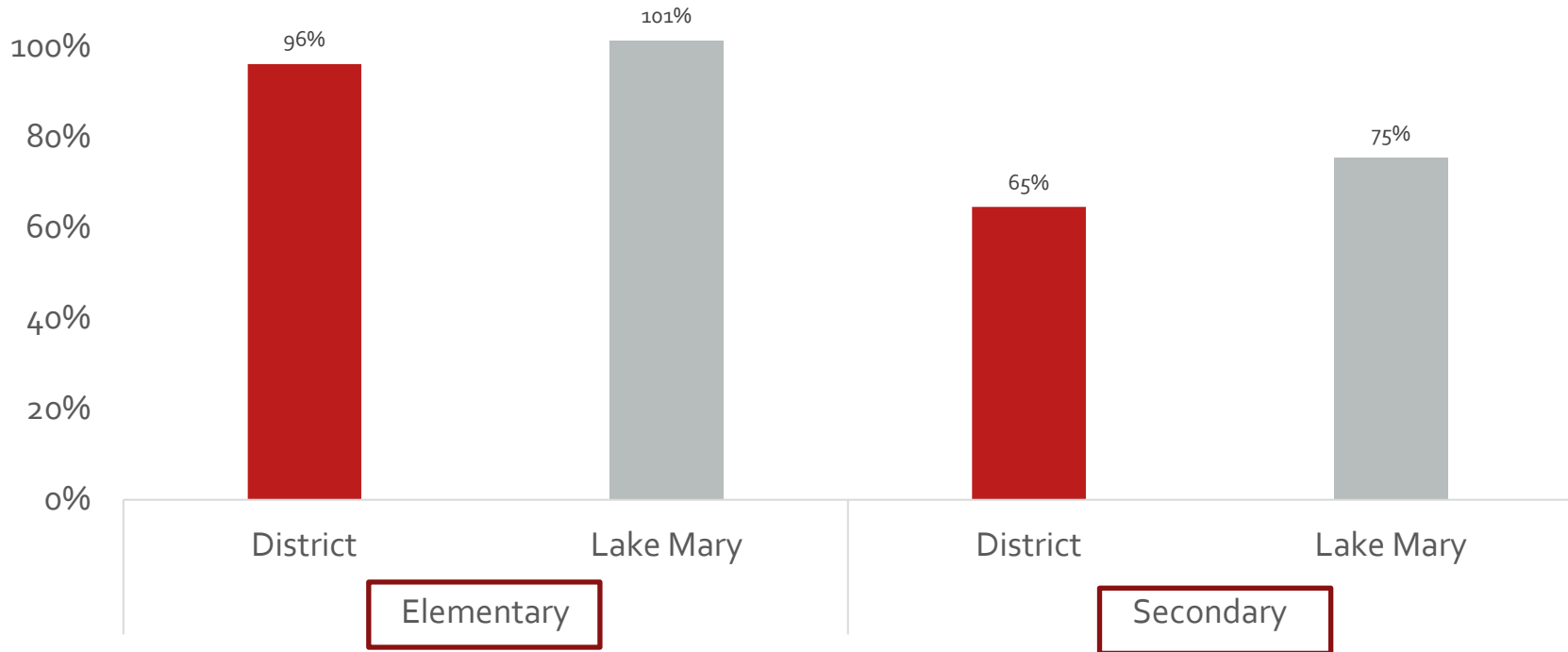
# SCPS Safety Survey

**Students in grades 4-12** participated in the Safety Survey during the months of October-November.

## Questions:

- On a scale from 0-10, how safe do you feel at your school?
- Do you have a trusted adult on campus to talk to if you have a concern?
- How well do you know the procedures to follow when there is an active threat emergency on campus?
- How prepared do you think your school is for emergencies?
- If you could make changes, what is the one change you would make to the school to make it feel safer?

## SCPS Safety Survey - Participation

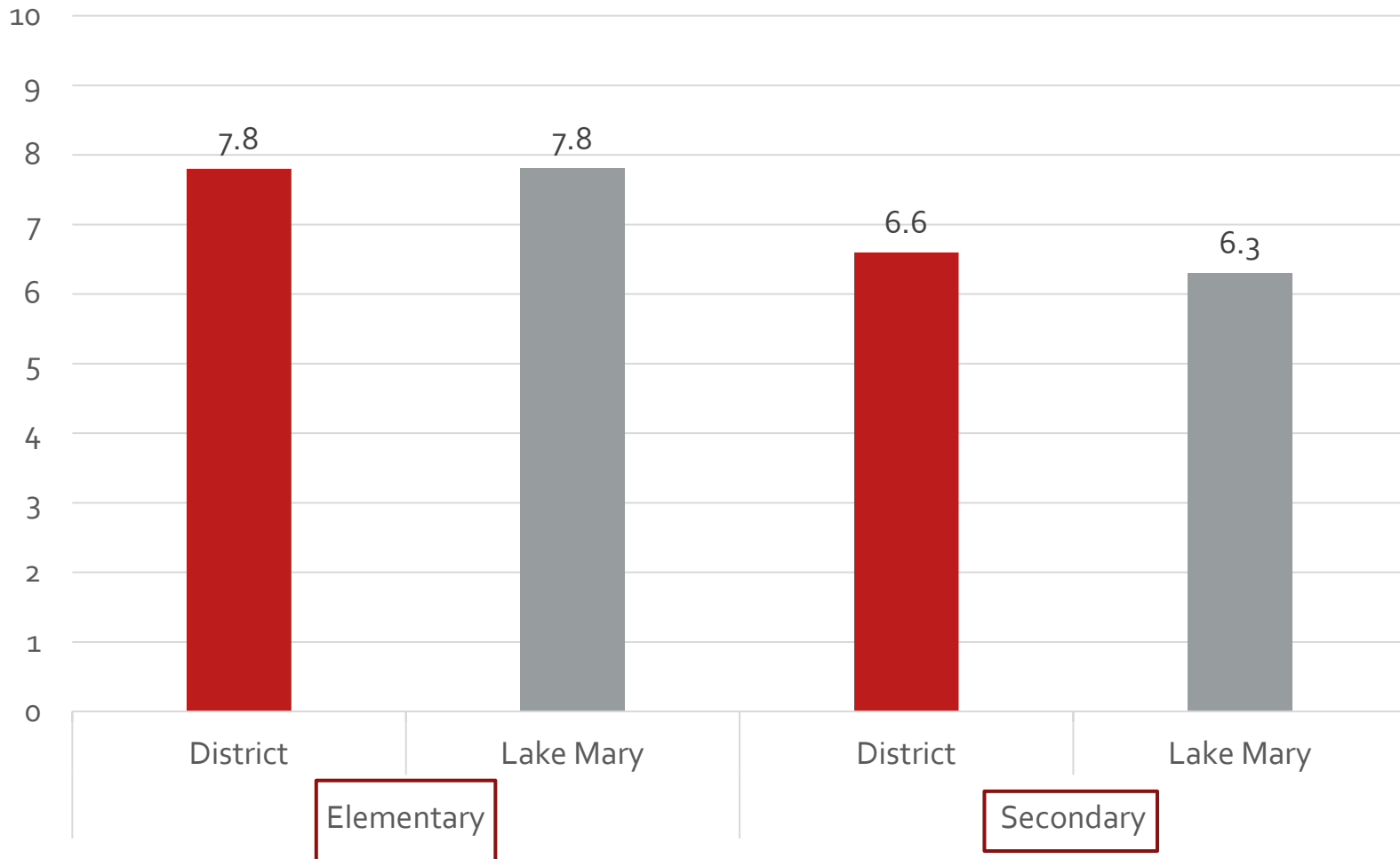


		Participated	Enrolled
Elementary Enrolled in Grades 4-5	District	8,612	8,956
	Lake Mary*	1,414	1,395
Secondary	District	22,609	34,986
	Lake Mary	3,497	4,632

\*one school tested additional grade level



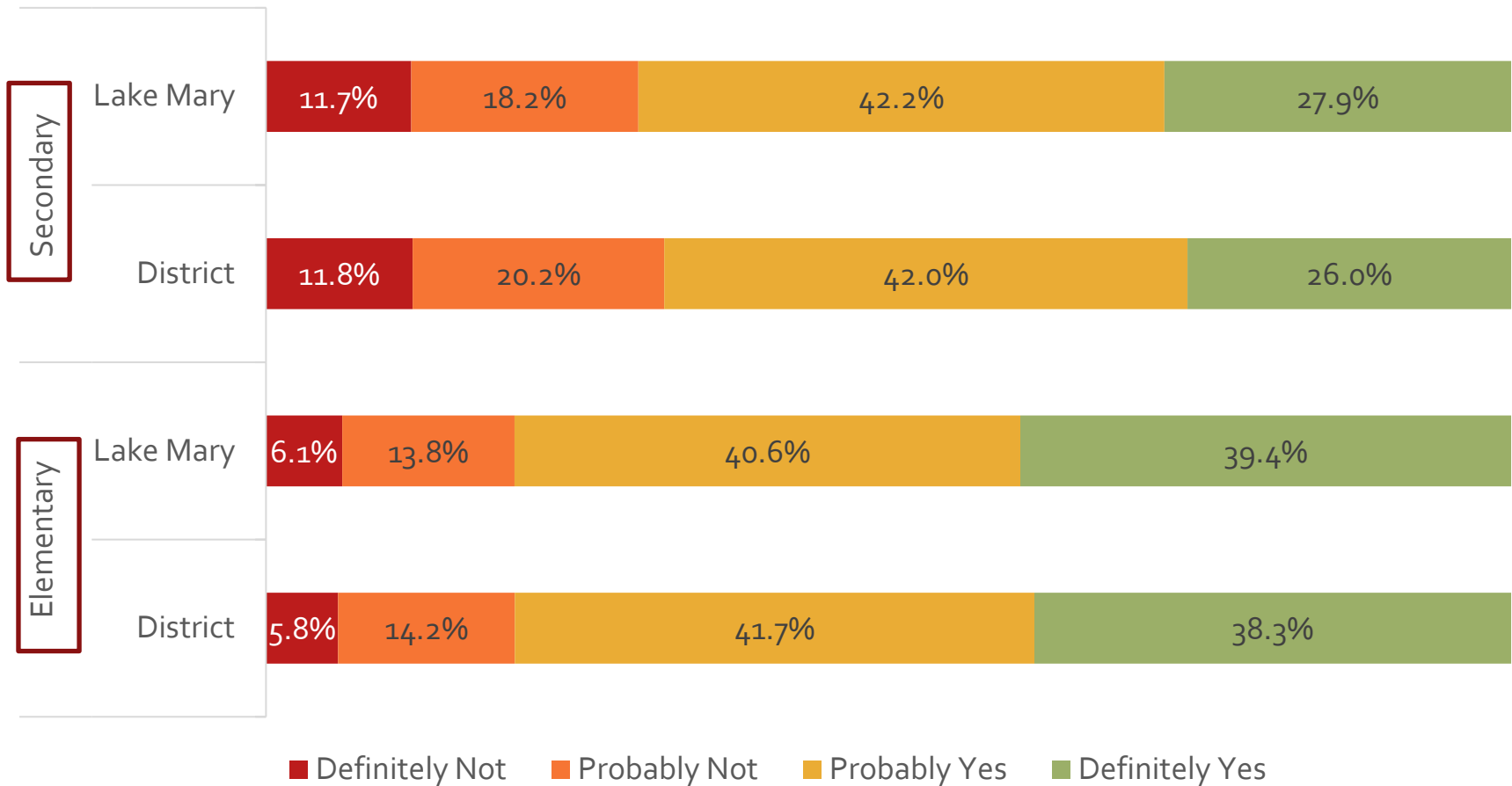
### On a scale from 1-10, how safe do you feel at your school?





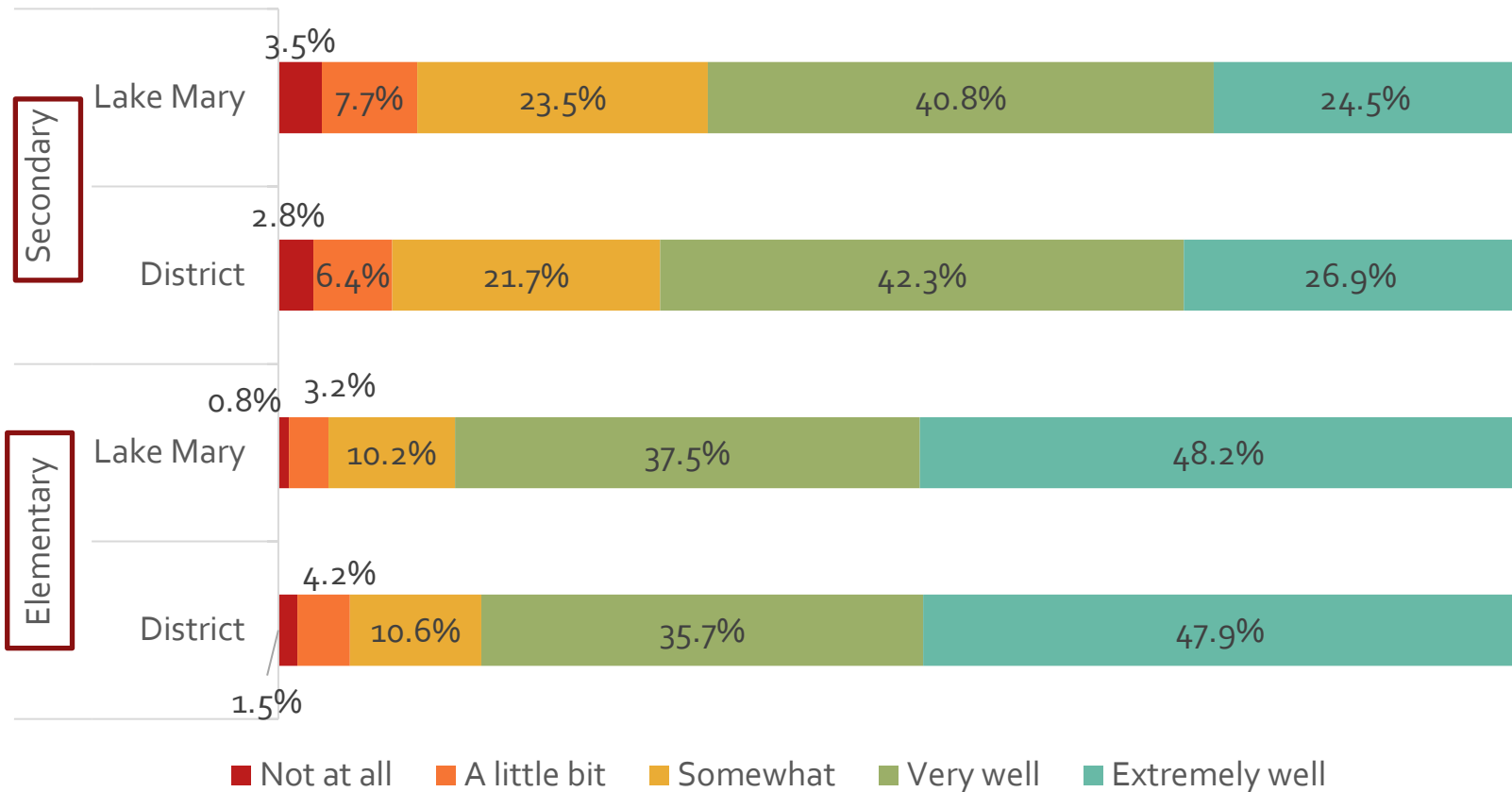


## Do you have a trusted adult on campus to talk to if you have a concern?

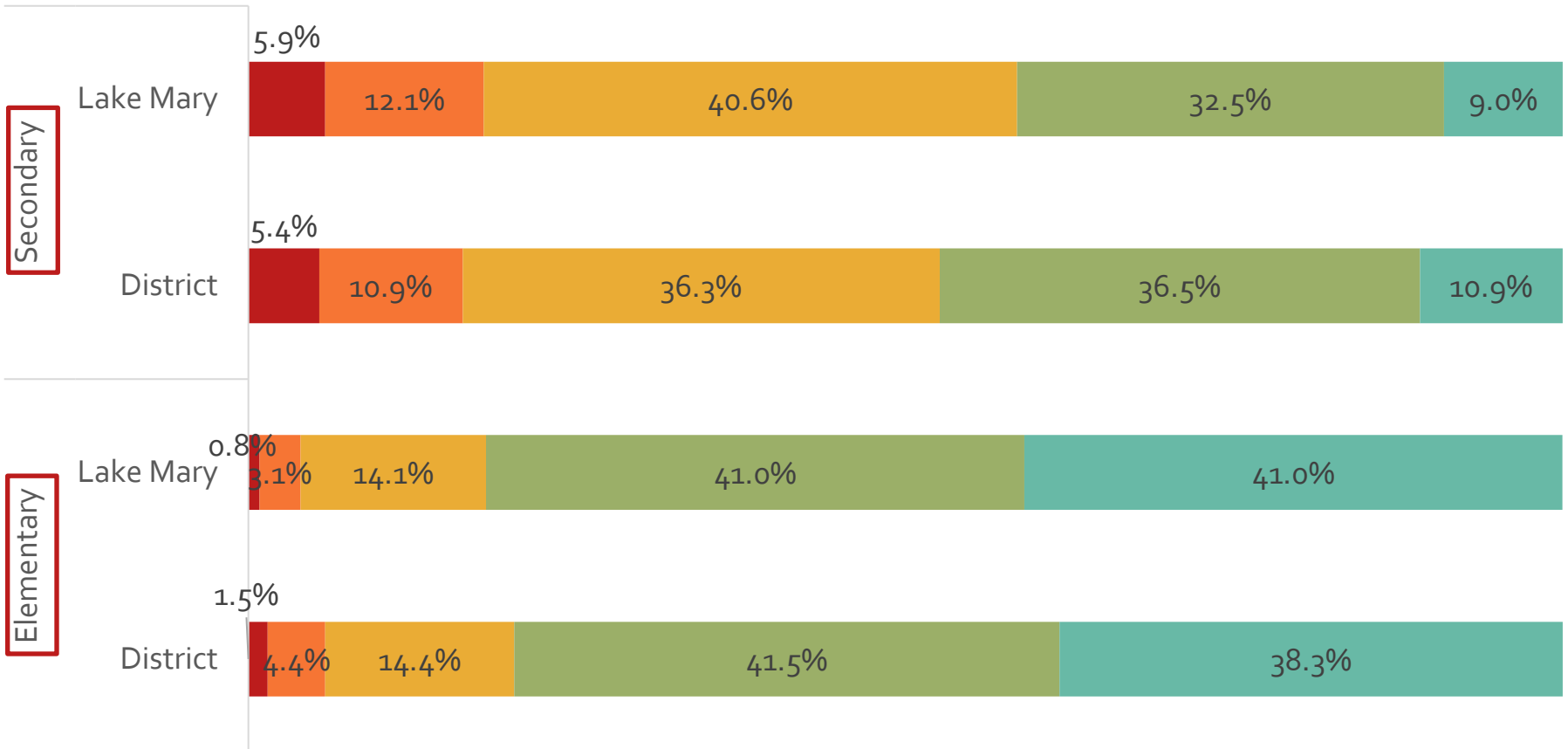




## How well do you know the procedures to follow when there is an active threat emergency on campus?



## How prepared do you think your school is for emergencies?



■ Not at all prepared 
 ■ A little prepared 
 ■ Somewhat prepared 
 ■ Very prepared 
 ■ Completely prepared



## Student Open Response Question

**If you could make changes, what is the one change you would make to the school to make it feel safer?**

### Most Common Response Topics

- Need for additional security
- More police and/or security officers
- Understanding of procedures
- No Safety Concerns



## If you could make changes, what is the one change you would make to the school to make it feel safer?

“I would add advancements to the school tech security system.”

“More camera upgrades”

“Ask the students if they know they safety procedure every once in a while to see if they know what to do when something happens.”

“I think our school is perfectly safe and does not need any changes.”

“Pay more attention to mental health”

“Going over the safety procedures when in the lunch room, hallways, and recess.”



Seminole County  
Public Schools

[www.scps.us](http://www.scps.us)

# Snapshot Survey Results Review Safety & Discipline



# SnapShot Survey

**Students in grades 4-12, parents, and faculty and staff** participated in the SnapShot survey during the months of February-March.

- Data collected from the surveys inform and support the school improvement process.

## Questions

- On a scale from 0-10, how likely would you recommend your school?
- What do you like about your school?
- What could be improved at your school?



# SnapShot Survey Participation

	Parent	Faculty/Staff	Student
Overall District Participation	12,529	3,378	35,336

		Parent	Faculty/Staff	Student
Elementary	District	5,800	1,693	9,585
	Lake Mary	884	269	1,162
Secondary	District	6,729	1,685	25,751
	Lake Mary	686	267	3,437





# SnapShot Survey Response Considerations

**Careful attention must be paid to the scales when analyzing the data.**

- The scales on each graph are different.

**Many of the percentages are very small.**

Keep this in mind when you see large increases or decreases.

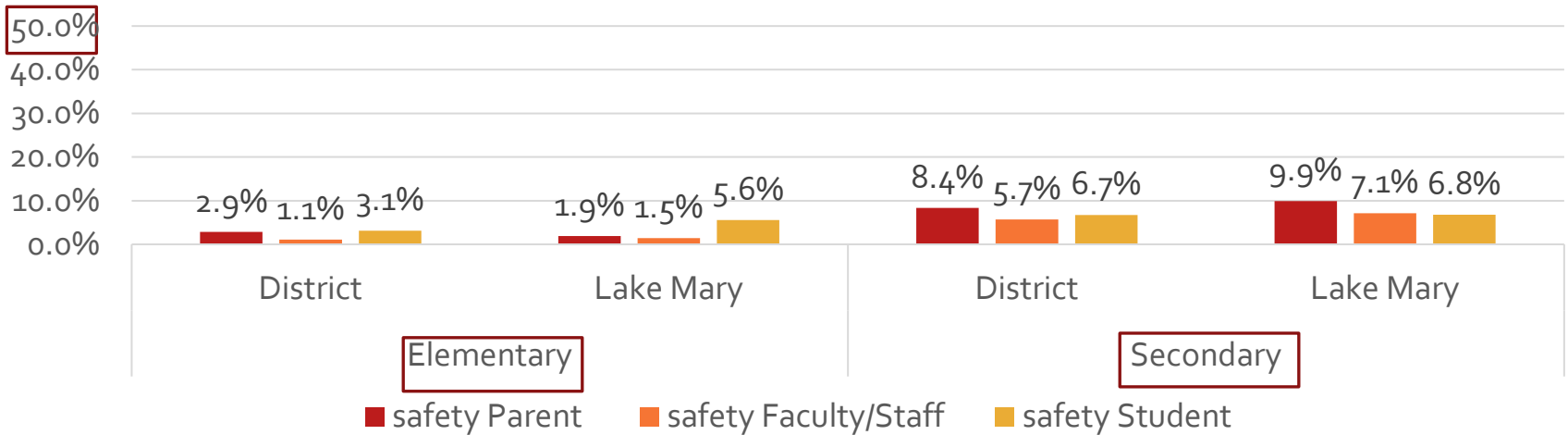
- Refer to the tables on the slides that reflect number of respondents.



## Snapshot Survey - What could be improved?

Safety Comment Keywords = safety, safe, unsafe, security

### Safety



		Parent		Faculty/Staff		Student	
		# <u>safety</u> mentioned	# Participants	# <u>safety</u> mentioned	# Participants	# <u>safety</u> mentioned	# Participants
Elementary	District	166	5,800	19	1,693	301	9,585
	<b>Lake Mary</b>	<b>17</b>	<b>884</b>	<b>4</b>	<b>269</b>	<b>65</b>	<b>1,162</b>
Secondary	District	563	6,729	96	1,685	1,733	25,751
	<b>Lake Mary</b>	<b>68</b>	<b>686</b>	<b>19</b>	<b>267</b>	<b>235</b>	<b>3,437</b>



## **Safety Keywords - What could be improved?**

“Safety measures against bullying and security in the cafeteria. Hall monitoring of students. ” – Secondary Parent

“More security personnel. Many times it is hard to reach a security officer when in need.”  
– Secondary Faculty/Staff

“Extra security should be a priority at the school to prevent any form of violence and so students can feel safe at school and be able to focus on learning.” Secondary Faculty/Staff

“I would like to see more safety protocols distributed to parents.” – Elementary Parent

“There needs to be more personnel. We are spread way too thin so sometimes it does not feel like a safe place to work.” – Elementary Faculty/Staff

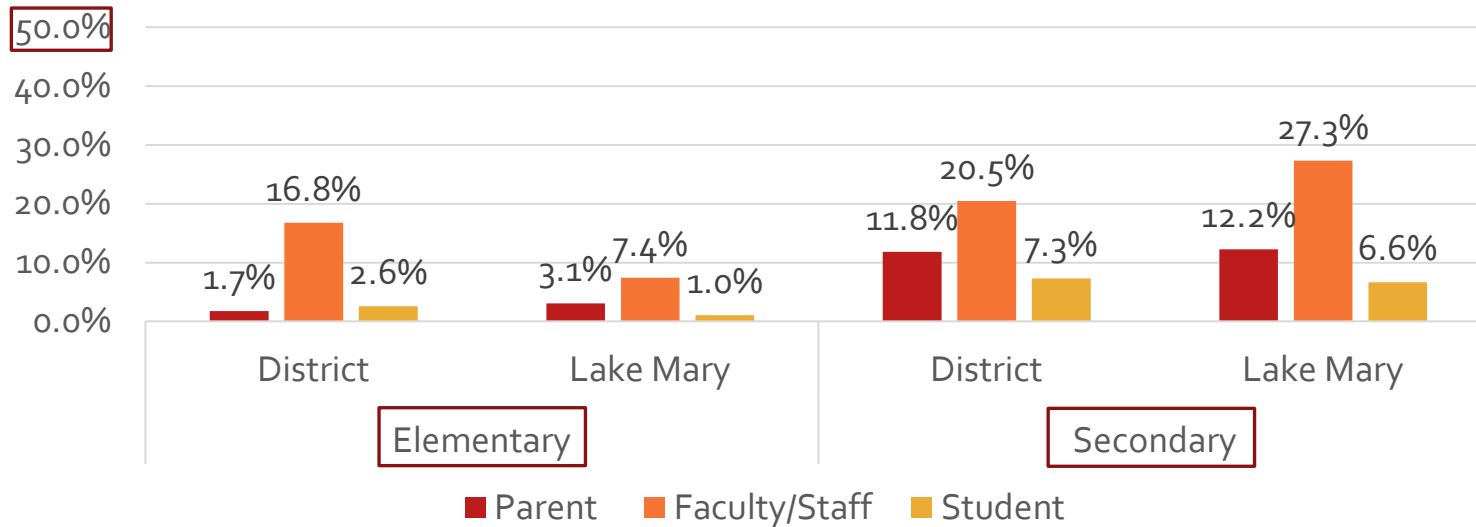
“I think I would feel safer with an extra 1 or 2 police and maybe an extra fence around ” – Elementary Student



## Snapshot Survey - What could be improved?

Discipline Comment Keywords = violence, drugs, discipline, bullying, theft, fights, harassing, behavior

### Discipline



		Parent		Faculty/Staff		Student	
		# <u>discipline</u> mentioned	# Participants	# <u>discipline</u> mentioned	# Participants	# <u>discipline</u> mentioned	# Participants
Elementary	District	101	5,800	284	1,693	248	9,585
	Lake Mary	27	884	20	269	12	1,162
Secondary	District	796	6,729	345	1,685	1875	25,751
	Lake Mary	84	686	73	267	228	3,437



## **Discipline Keywords - What could be improved?**

“Discipline!!! The students need to know that they are not in charge!!! .” – Secondary Parent

“More control and discipline.” – Secondary Parent

“Discipline - consistency from all staff.” – Secondary Faculty/Staff

“There is very little accountability for student behavior, absences, lack of effort, respect.”  
Secondary Faculty/Staff

“Less fights, less running in halls, less meanies” – Secondary Student

“Discipline. Students don't seem to be held responsible for their behavior.”  
Elementary Parent

“Think the discipline systems communicated with families could be improved.”  
Elementary Faculty/Staff

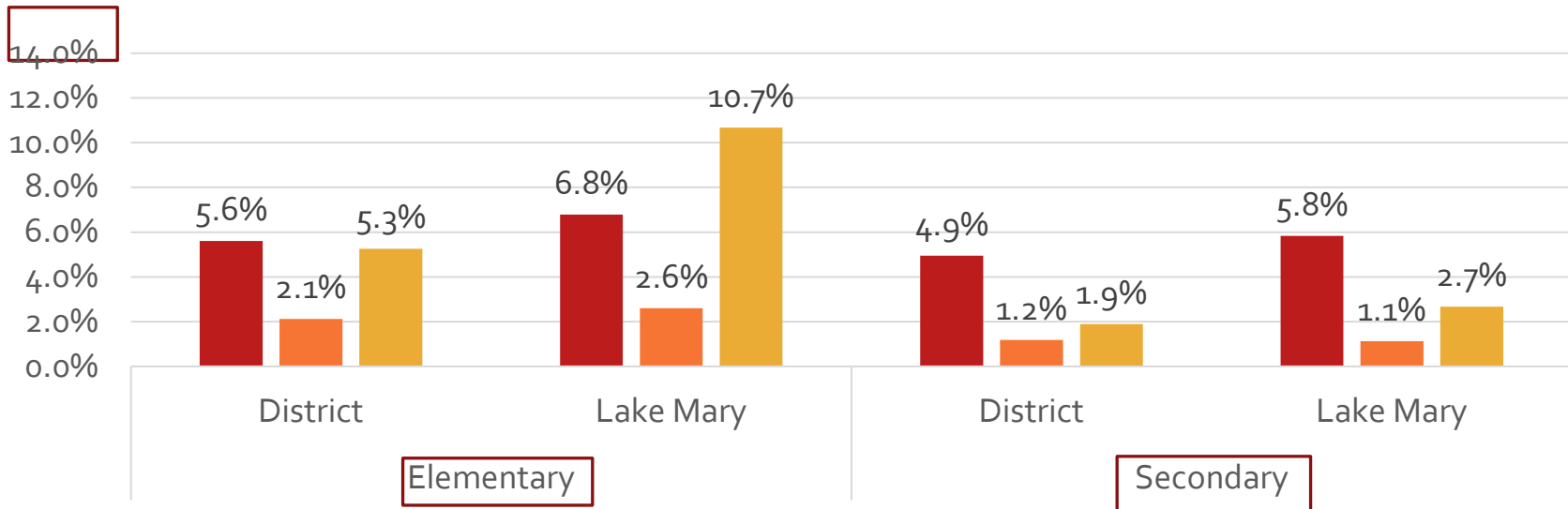
“I think what could be improved is the behavior at this school. I feel like us students need to be disciplined to better understand school rules.” - Elementary Student



## Snapshot Survey – What do you like about your school?

Safety Comment Keywords = safety, safe, unsafe, security

### Safety



		Parent		Faculty/Staff		Student	
		# <b>safety</b> mentioned	# Participants	# <b>safety</b> mentioned	# Participants	# <b>safety</b> mentioned	# Participants
Elementary	District	325	5,800	36	1,693	504	9,585
	<b>Lake Mary</b>	<b>60</b>	<b>884</b>	<b>7</b>	<b>269</b>	<b>124</b>	<b>1,162</b>
Secondary	District	333	6,729	20	1,685	486	25,751
	<b>Lake Mary</b>	<b>40</b>	<b>686</b>	<b>3</b>	<b>267</b>	<b>92</b>	<b>3,437</b>



## **Safety Keywords - What do you like about the school?**

“Principal is very involved and my child feels safe and is getting a phenomenal education.”

– Secondary Parent

“Great communication, she feels safe, they get the community involved, they allow parents to help support” – Secondary Parent

“Safety, friendship, and the leaders’ responsibility” – Secondary Faculty/Staff

“The teachers I have right now are super nice and helpful. The environment is nice and safe.” – Secondary Student

“Safety, encourages her creativity, and she is excited about school” – Elementary Parent

“The school seems like a safe and nurturing place, with great teachers and dedicated staff.” – Elementary Parent

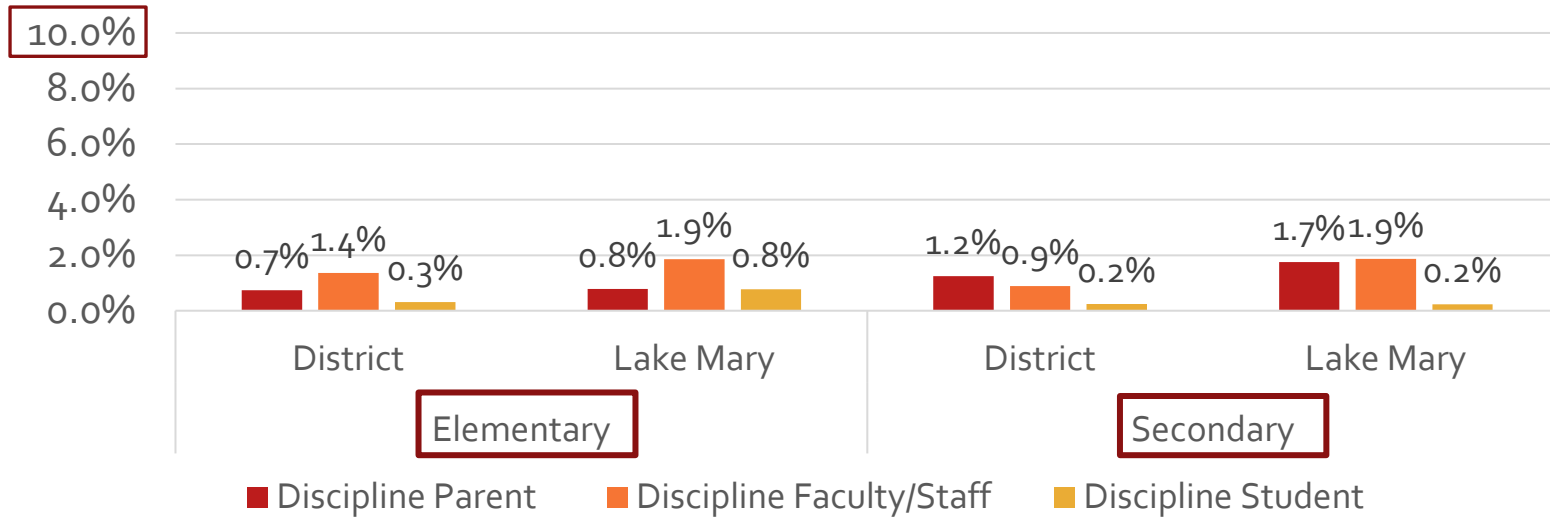
“The caring family atmosphere created by our staff, the dedicated efforts to create a safe learning atmosphere, the supportive Admin, the opportunity to engage my students how I see best.” – Elementary Faculty/Staff



## Snapshot Survey – What do you like about your school?

Discipline Comment Keywords = violence, drugs, discipline, bullying, theft, fights, harassing, behavior

### Discipline



		Parent		Faculty/Staff		Student	
		# <u>discipline</u> mentioned	# Participants	# <u>discipline</u> mentioned	# Participants	# <u>discipline</u> mentioned	# Participants
Elementary	District	43	5800	23	1,693	30	9,585
	Lake Mary	7	884	5	269	9	1,162
Secondary	District	84	6,729	15	1,685	63	25,751
	Lake Mary	12	686	5	267	8	3,437





## **Discipline Keywords – What do you like about the school?**

“I like that it has little to no violence, I like that it has dedicated teachers and the principal is very involved always keeping parents posted via emails. – Secondary Parent

“My daughter likes the no tolerance for bullying.” – Secondary Parent

“The teachers, the classrooms, the positive behavior system.” – Secondary Faculty/Staff

“This is a very difficult year with student behaviors and admin has done and continues to do all they can to help us.” – Secondary Faculty/Staff

“Whenever some bullying happens the teachers always do something to help it, teachers are the best, what they do when an emergency happens.” – Elementary Student

“Sometimes my child struggles with difficult behavior but his teacher always finds a way to make the situation better by listening and validating his feelings.” – Elementary Parent


“Friendly, no violence (if there is I haven't heard about it. Teachers want what's best for children, and families are friendly.” – Elementary Faculty/Staff



## Discussion/Reflection 2 – Survey Data

- After reviewing the Survey data, use Survey Data QR code or link to provide the following feedback:
- What do you notice?
- What do you wonder?

<https://bit.ly/LMHSsurvey>





## Discussion/Reflection 3 – Final Thoughts

# Community Meeting

**May 3**

**6:30pm**

**Lake Mary HS Auditorium**

<https://bit.ly/LMHSFinal>

